

Name _____

1.



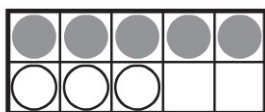
$4 + 2$

$5 + 2$

$4 + 3$

$5 + 3$

2.



$7 - 3$

$8 - 3$

$7 - 2$

$8 - 5$

3.



2

4

3

8

4.



$6 + 4 = \underline{\quad}$

10

4

6

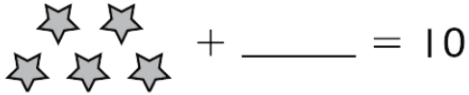
1

DIRECTIONS 1. There are 4 flowers in the vase. Eva puts 3 more flowers in the vase. Mark beside the addition that shows how many flowers there are now. 2. Jamie has 8 counters. 3 counters are white. Mark beside the subtraction that shows how many counters are gray. 3. There are 6 frogs at a pond. 2 hop away. How many frogs are left? Mark beside the number. 4. There are 4 ducks at the pond. 6 ducks join them. How many ducks are there altogether? Mark beside the number.



Name _____

5.



- 6
- 5
- 4
- 3

6.

$9 + \underline{\hspace{2cm}} = 10$

- 3
- 2
- 1
- 0

7.

71	72	73	74	75	76	77	78	79	80
81	82	83	84	85	86	87	88	89	90
91	92	93	94	95	96	97	98	99	—

- 100
- 90
- 89
- 80

8.



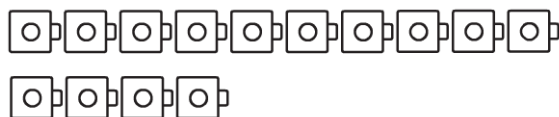
- 20
- 19
- 18
- 17

DIRECTIONS 5. Count the stars. How many more stars are needed to make 10? Mark beside the number. 6. What number is being added to the set? Mark beside the number. 7. Point to the numbers as you count. Mark beside the number that completes the counting order. 8. Count the baseballs. Mark beside the number that shows how many.



Name _____

9.



- 5
- 15
- 14
- 24

10.

5

- 7
- 3
- 4
- 1

11.

7

- 2
- 9
- 7
- 10

12.



- $5 = 1 + 4$
- $3 = 2 + 1$
- $5 = 3 + 2$
- $4 = 3 + 1$

DIRECTIONS 9. Count the cubes. Mark beside the number that shows how many. 10. Mark beside the number that is greater than the number at the beginning of the row. 11. Mark beside the number that is less than the number at the beginning of the row. 12. Mark beside the addition sentence that shows the number pair that matches the picture.

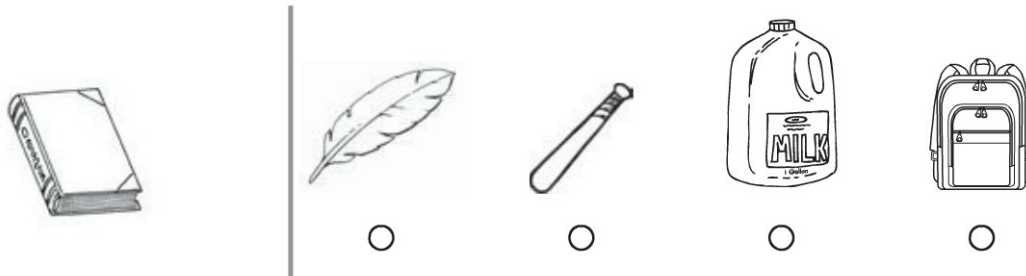
GO ON

Name _____

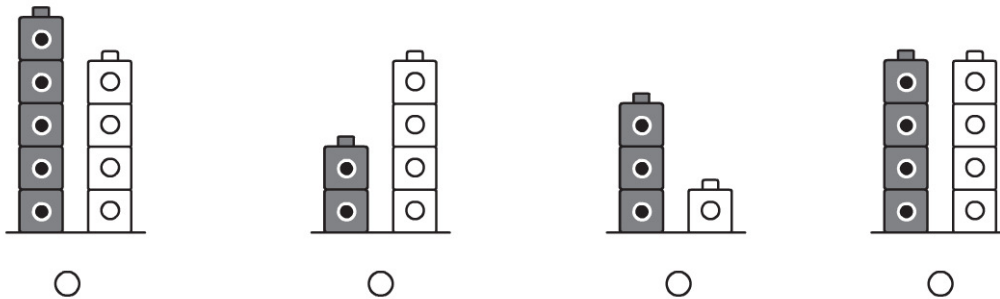
13.



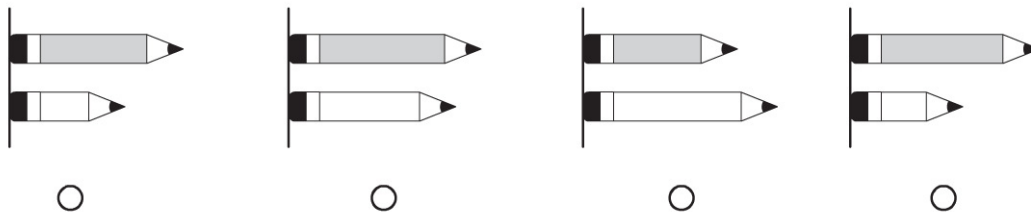
14.



15.



16.



DIRECTIONS 13. Which tree is taller? Mark below the picture. 14. Mark below the object that is lighter than a book. 15. Mark under the set that shows that the gray cube tower is shorter than the white cube tower. 16. Mark below the set that shows that the gray pencil is shorter than the white pencil.

GO ON 

Name _____

17.



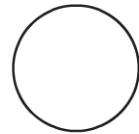
5

3

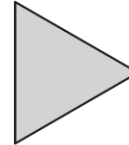

4

2

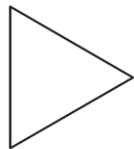
18.



19.



20.



2

4

3

5

DIRECTIONS 17. How many sides does a square have? Mark beside the number. 18. Mark under the shape that does not belong. 19. Mark under the size shape that does not belong. 20. Mark beside the number that shows how many corners or vertices the triangle has.

GO ON 

Name _____

21.



10

8


9

6

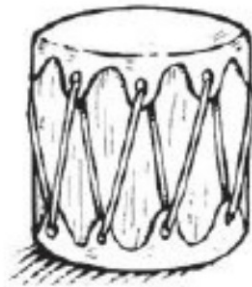
22.



23.



24.



DIRECTIONS 21. Mark beside the number that shows how many corners or vertices the hexagon has. 22. Mark under the set that shows a cube beside a cylinder. 23. Mark below the triangle. 24. Mark beside the shape that is the same shape as the drum.

