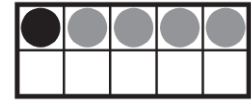
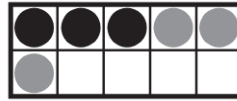




Name _____

1



2

nine



3



___ - 1 = 5

1

5

6

7

4



$7 - 3 = 4$

$8 - 5 = 3$

$9 - 6 = 3$

$9 - 5 = 4$

DIRECTIONS 1. Mark under the set that models a way to make seven. 2. Mark under the set that matches the word at the beginning of the row. 3. Mark under the number that shows how many stars you started with. 4. Mark beside the subtraction sentence that shows the cube train being taken apart.

GO ON

Name _____

5

16 17 18 _____

15 18 19 20

6

71	72	73	74	75	76	77	78	79	80
81	82	83	84	85	_____	87	88	89	90
91	92	93	94	95	96	97	98	99	100


77

86

90

100

7



70

60

50

6

8



4 + 1

3 + 2

3 + 1

2 + 1

DIRECTIONS 5. Mark under the number that comes next. 6. Begin with 71 and count to 100. Mark under the number that completes the counting order. 7. Count the pens by tens. Mark under the number that shows how many pens in all. 8. Mark beside the addition that shows the counters put together.

GO ON

Name _____

9



____ + 3 = 6

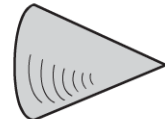
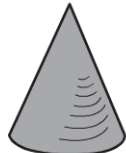
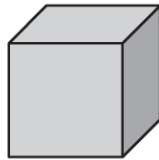
- 1 2 3 6

10



- 4 = 2 + 2 8 = 6 + 2
 5 = 3 + 2 9 = 5 + 4

11



-

12



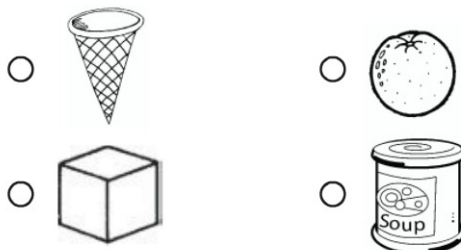
-

DIRECTIONS 9. There are some fish. 3 more fish join them. Now there are 6 fish. How many fish were in the set to start? Mark under the number that completes the addition sentence. 10. Mark beside the addition sentence that shows the number pair for the cube train. 11. Mark under the shape that stacks and slides. 12. Mark under the object that is shaped like a cylinder.

GO ON

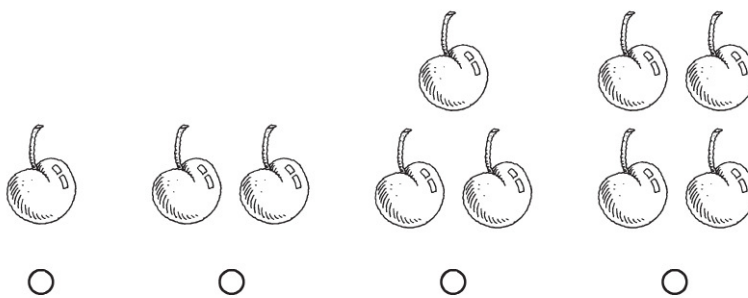
Name _____

13



14

3



15

5

one	three	four	five
<input type="radio"/>	<input type="radio"/>	<input type="radio"/>	<input type="radio"/>

16



0	1	2	3
<input type="radio"/>	<input type="radio"/>	<input type="radio"/>	<input type="radio"/>

DIRECTIONS 13. Mark beside the object that is next to the object shaped like a cylinder. 14. Mark under the set of cherries that shows the number at the beginning of the row. 15. Mark under the word that matches the number at the beginning of the row. 16. Mark under the number that shows how many birds are in the nest.

GO ON

Name _____



5 6 — 8

7

8

9

10



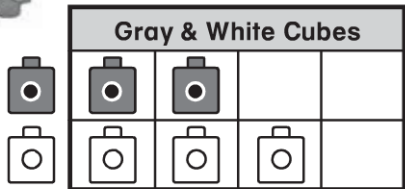
6

10

7

6

3



1

2

3

4

DIRECTIONS 17. Mark under the cube train that shows a way to make ten. 18. Count forward. Mark under the number that fills the space. 19. Mark under the number that is less than the number at the beginning of the row. 20. Look at the graph. Mark under the number that shows how many white cubes.



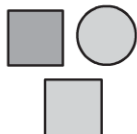


Name _____

21

<input type="radio"/>	<input type="radio"/>	<input type="radio"/>	<input type="radio"/>

22



23



15

16

17

18


24

DIRECTIONS 21. Mark under the shapes that are sorted and classified by rectangles. 22. Look at the set at the beginning of the row. Mark under the shape that belongs in that set. 23. Mark under the number that shows how many. 24. Mark under the set that shows 18.

GO ON

Name _____

25



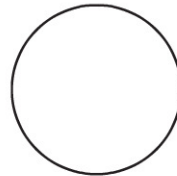
3

4

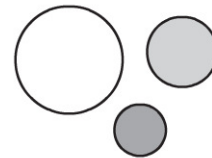
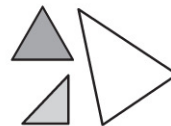
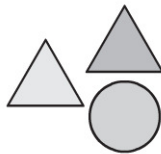
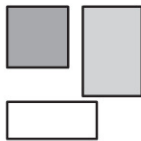
6

8

26



27



28



DIRECTIONS 25. Mark under the number that shows how many sides the square has. 26. Mark under the shape that is a hexagon. 27. Mark under the set of shapes that have 4 vertices or corners. 28. Mark under the set that has a number of trucks greater than the number of trucks at the beginning of the row.

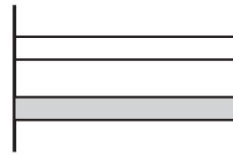
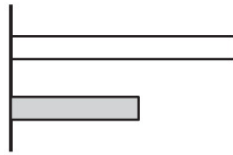
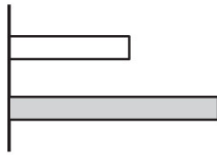
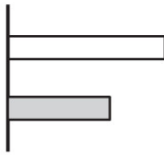
GO ON

Name _____

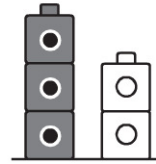
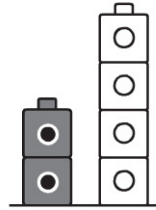
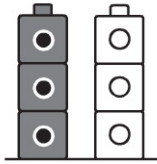
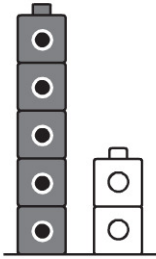
29



30



31



32



DIRECTIONS 29. Mark under the set that has a number of cats greater than the number of dogs at the beginning of the row. 30. Mark under the set that shows the white string is shorter than the gray string. 31. Mark under the set that shows the white cube tower is taller than the gray cube tower. 32. Mark under the object that is heavier than the object at the beginning of the row.

